

# Wondering where to start? We can help!

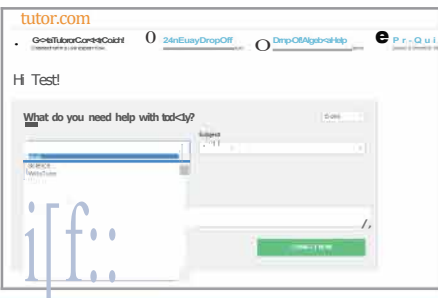
## How to Use Tutor.com from



01

### SAVE YOUR WORK

Setup a free, anonymous account so that you can always retrieve your previous session, reconnect with your favorite tutors, use our Drop-Off Review service, save assignments in your Tutor.com locker and use our mobile app!



### CONNECT WITH A TUTOR

Connect to a tutor quickly and easily. Select your topic, subject and grade level. Then, to get the best tutor for your problem, type out your question and, if you have a file or picture, attach it to your request.

02

03

### CHAT WITH YOUR TUTOR

Use our on line classroom to chat with your tutor and share your work on the whiteboard. You and the tutor can draw, type, paste images and use graph paper on the interactive whiteboard.



### SHARE A FILE

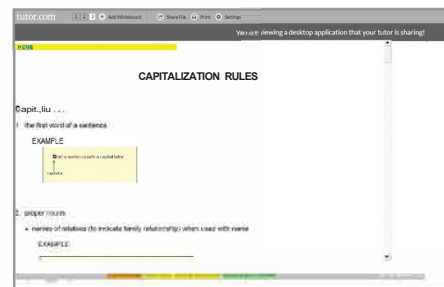
You can share many types of files with your tutor in the classroom. Upload an essay, your lab report, a PowerPoint presentation and more. The file will open in the classroom so that you and your tutor can work on your assignment together.

04

05

## GET RESOURCES

Your tutor can help you find helpful websites and resources to supplement your discussion or provide research information. The shared websites will open in the classroom and the URL will appear in the chat log so you can bookmark it for later.



Please answer this survey.

1) I thought my tutor was:

2) I thought the classroom was:

3) How helpful was the tutor's explanation?

4) How helpful was the tutor's feedback?

5) How helpful was the tutor's support?

6) How helpful was the tutor's help with my homework?

7) Add this tutor to your favorites!

## RATE & REVIEW YOUR SESSION

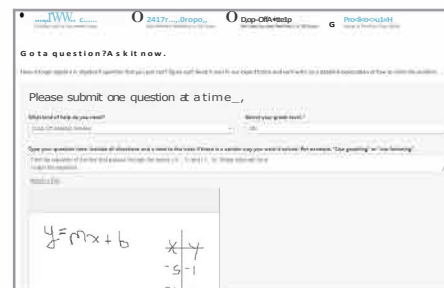
After each session, be sure to let us know how we did. Complete the survey and share your comments. Then, you'll have the option to replay a video of your session, email or print the chat log and whiteboards.

06

07

## USE OUR DROP-OFF REVIEWS

Our overnight review services allow you to get expert help from a tutor without having to connect for a real-time session. Drop off your writing assignment, algebra I or algebra II question and get detailed feedback and explanations within 24 hours. Your tutor will put together a step-by-step explanation to help you tackle similar assignments on your own in the future.



Impacts on our Ecosystem

DIIIH

Discuss with a tutor

Resources

Your score:

38%

Missed questions:

- |   |                    |         |
|---|--------------------|---------|
| 2 | Review your answer | Discuss |
| 3 | Review your answer | Discuss |
| 4 | Review your answer | Discuss |
| 5 | Review your answer | Discuss |
| 7 | Review your answer | Discuss |

Look like you need help with this material, but that's OK - our tutors are here to help you.

## PRACTICE FOR A TEST

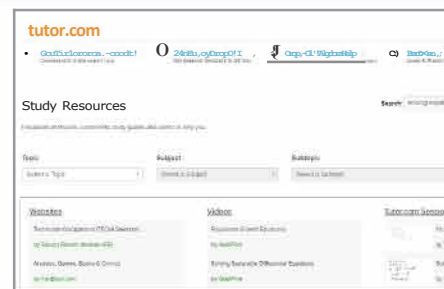
Use our practice quizzes to assess your level of knowledge and practice for upcoming tests or quizzes in hundreds of different areas. Take the quiz, review your results and either retrieve helpful resources or connect with a tutor to discuss any missed questions.

08

09

## SEARCH THE SKILLSCENTER™

If you are looking for help when the tutors are unavailable, use the SkillsCenter Resource Library to find instructional videos, previous Tutor.com sessions, informational websites, practice tests, flashcards and thousands of other on line resources from educational experts.



Use Tutor.com to get your **HOMEWORK DONE** so you can get back to your life!